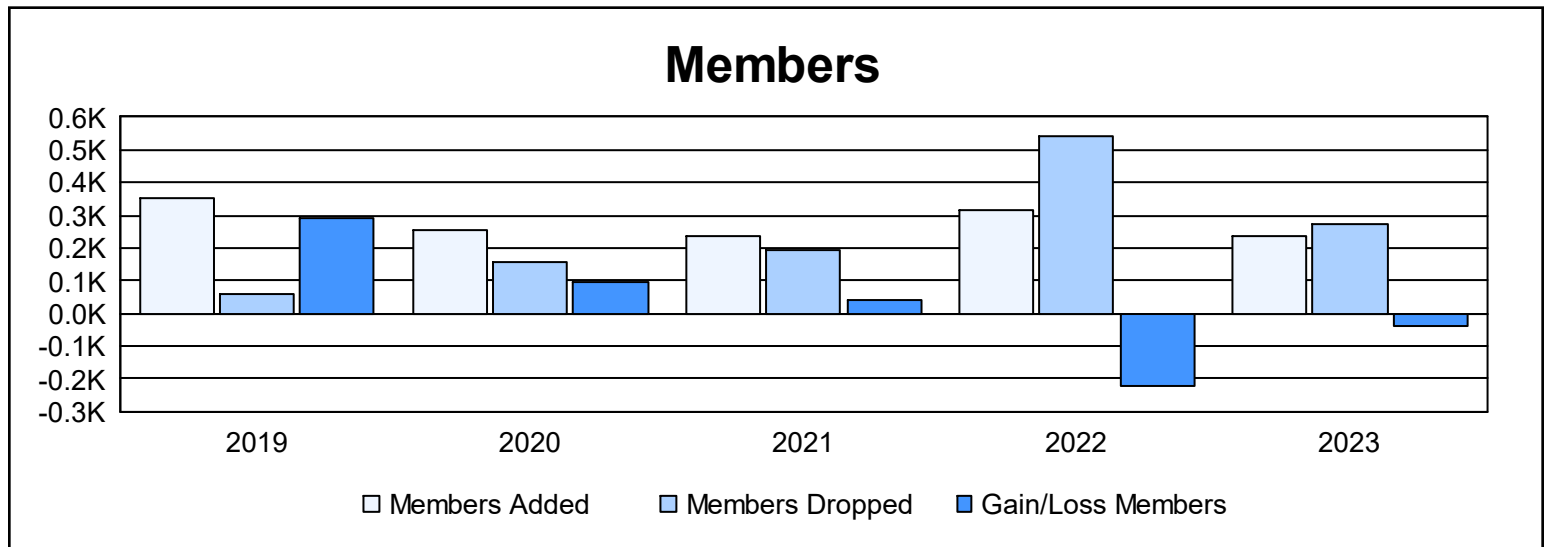
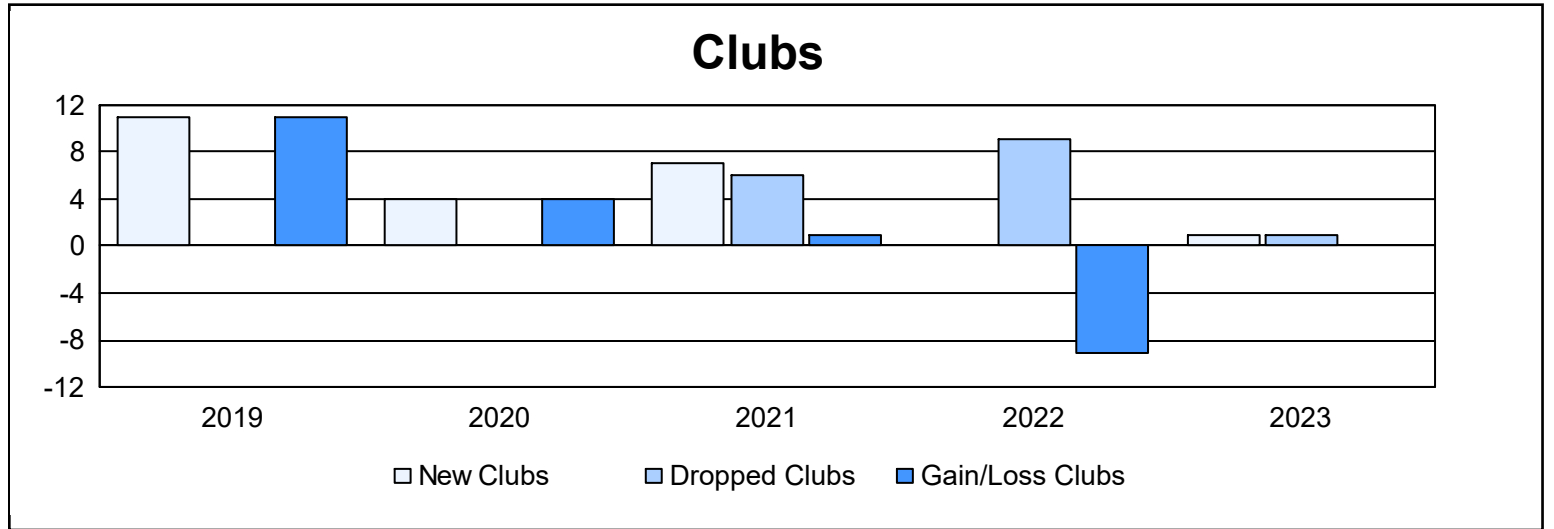
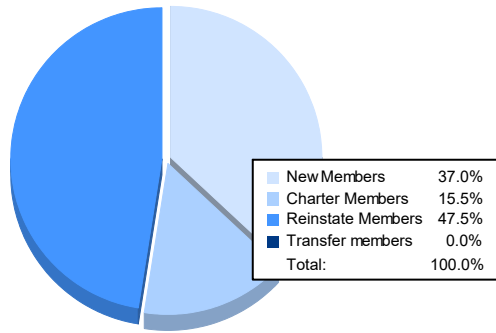


| Year | New Clubs | Dropped Clubs | Gain/ Loss Clubs | New Members | Charter Members | Reinstate Members | Transfer Members | Total Member Added | Total Members Dropped | Gain/ Loss Members |
|----------------|-----------|---------------|------------------|-------------|-----------------|-------------------|------------------|--------------------|-----------------------|--------------------|
| 2018-2019 | 11 | 0 | 11 | 65 | 283 | 4 | 0 | 352 | 62 | 290 |
| 2019-2020 | 4 | 0 | 4 | 165 | 87 | 3 | 1 | 256 | 159 | 97 |
| 2020-2021 | 7 | 6 | 1 | 24 | 214 | 1 | 0 | 239 | 196 | 43 |
| 2021-2022 | 0 | 9 | -9 | 17 | 93 | 205 | 3 | 318 | 539 | -221 |
| 2022-2023 | 1 | 1 | 0 | 88 | 37 | 113 | 0 | 238 | 275 | -37 |
| Average | 5 | 3 | 1 | 72 | 143 | 65 | 1 | 281 | 246 | 34 |



Membership Composition June 2023 Cumulative



Gender Composition June 2023 Cumulative

